

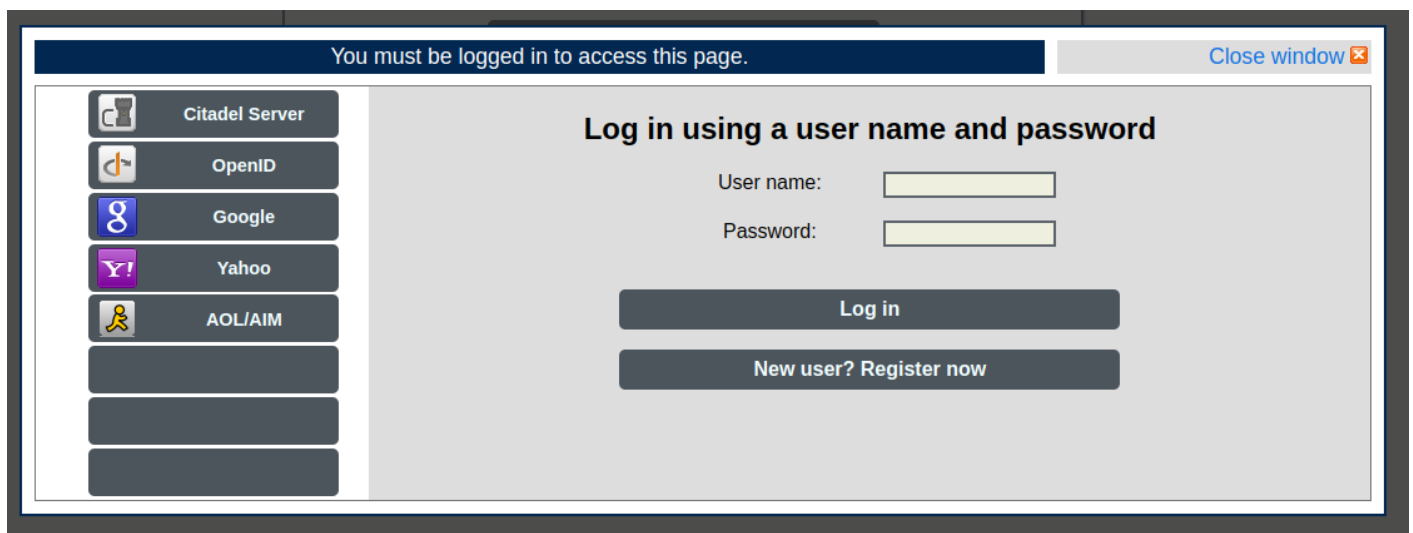
# Using Webmail

Citadel Web Interface:

<https://wilsons.life/citadel/>

## Login:

Enter your user name (first part of your email address) and password and click **Log in**:



The screenshot shows a web browser window with a dark blue header bar containing the text "You must be logged in to access this page." and a "Close window" button. Below the header, the login interface is displayed. On the left, there is a vertical list of login options: "Citadel Server", "OpenID", "Google", "Yahoo", and "AOL/AIM", each with a corresponding icon. To the right of this list, the main login area has a light gray background. It features the heading "Log in using a user name and password". Below this heading, there are two input fields: "User name:" and "Password:". Below the input fields, there are two buttons: "Log in" and "New user? Register now".

## Summary:

Click on Summary for an overview of mail, new messages in rooms, and online users. Click on the word balloon icon beside an online user (circled blue) to send an instant message to that user

Calendar - Citadel Server x +

wilsons.life/citadel/summary

WilsonMail Summary page for g.r Friday, 05/19/23

Language: en\_US Ungoto Day view Month view Add new event Skip this room Goto next room

**Summary** Mail Calendar Contacts Notes Tasks Rooms Online users Chat Advanced Log off customize this menu

**Messages**

Mail	0/12
Lobby	0/0

**Tasks**

(None)

**Today on your calendar**

(Nothing)

**Who's online now**

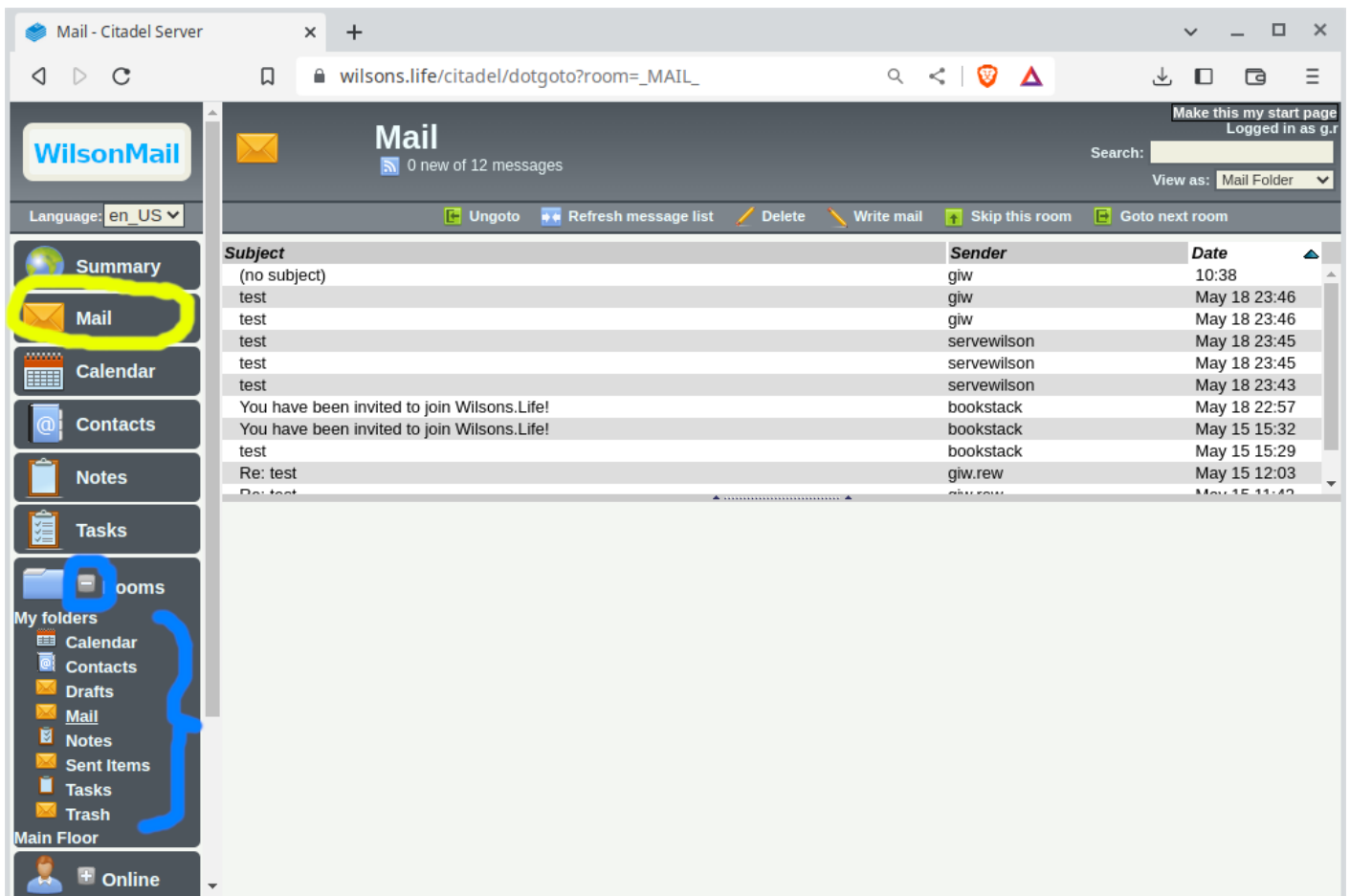
User name	Room
g.r [2]	Calendar
giw	

**About this server**

You are connected to Citadel Server, running Citadel Server 972 with WebCit 974, server build 972 and located in (null). Your system administrator is servewilson

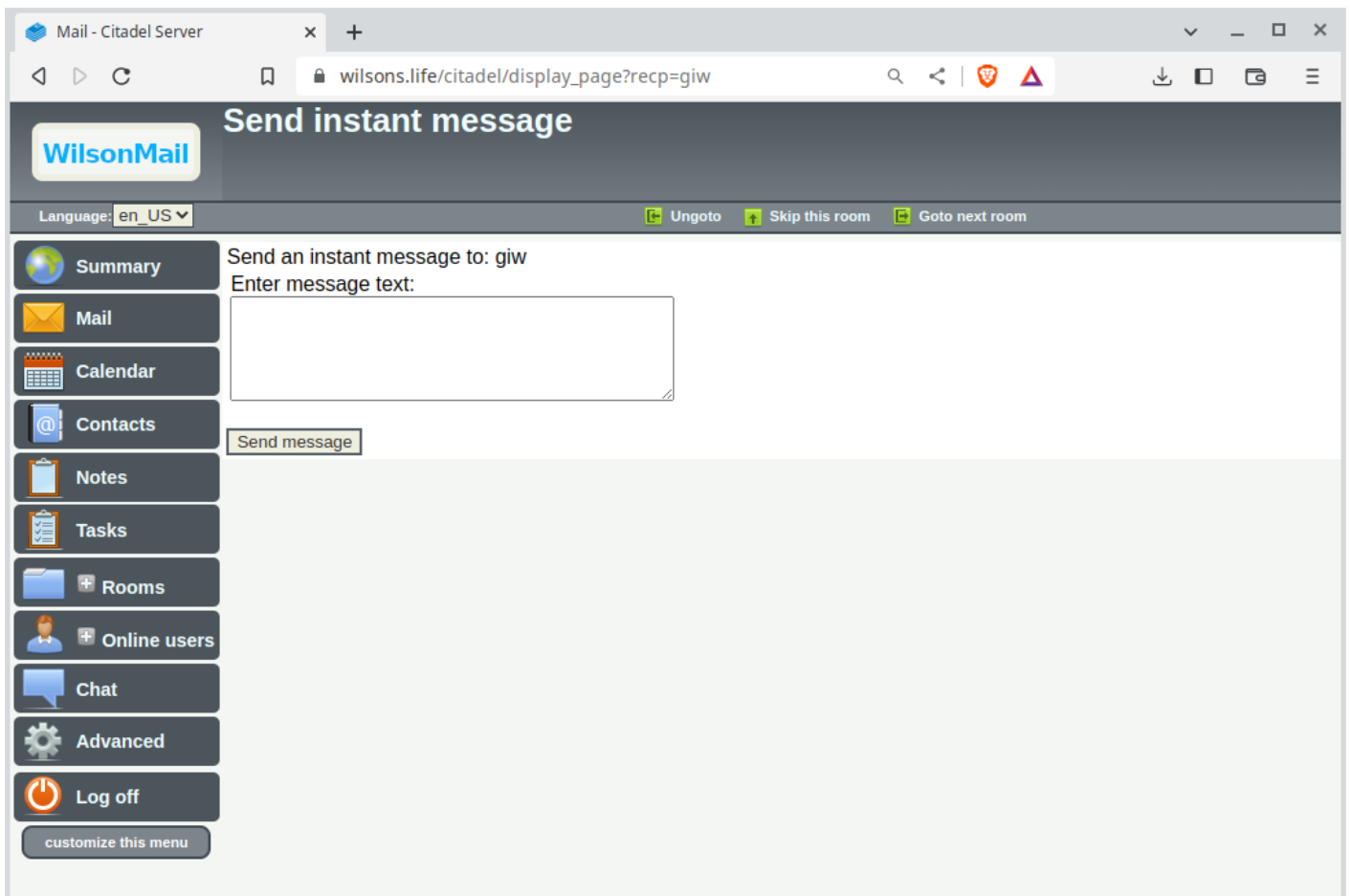
## Email:

The Mail button is a shortcut to your inbox "room". Other folders, such as Sent and Trash, can be displayed by clicking on the plus **+** icon beside **Rooms**, and selecting **My folders** (shown blue).



## Sending an Instant Message:

When you click on a blue word balloon icon beside an online user, you can enter an "instant message" to be sent to that user.

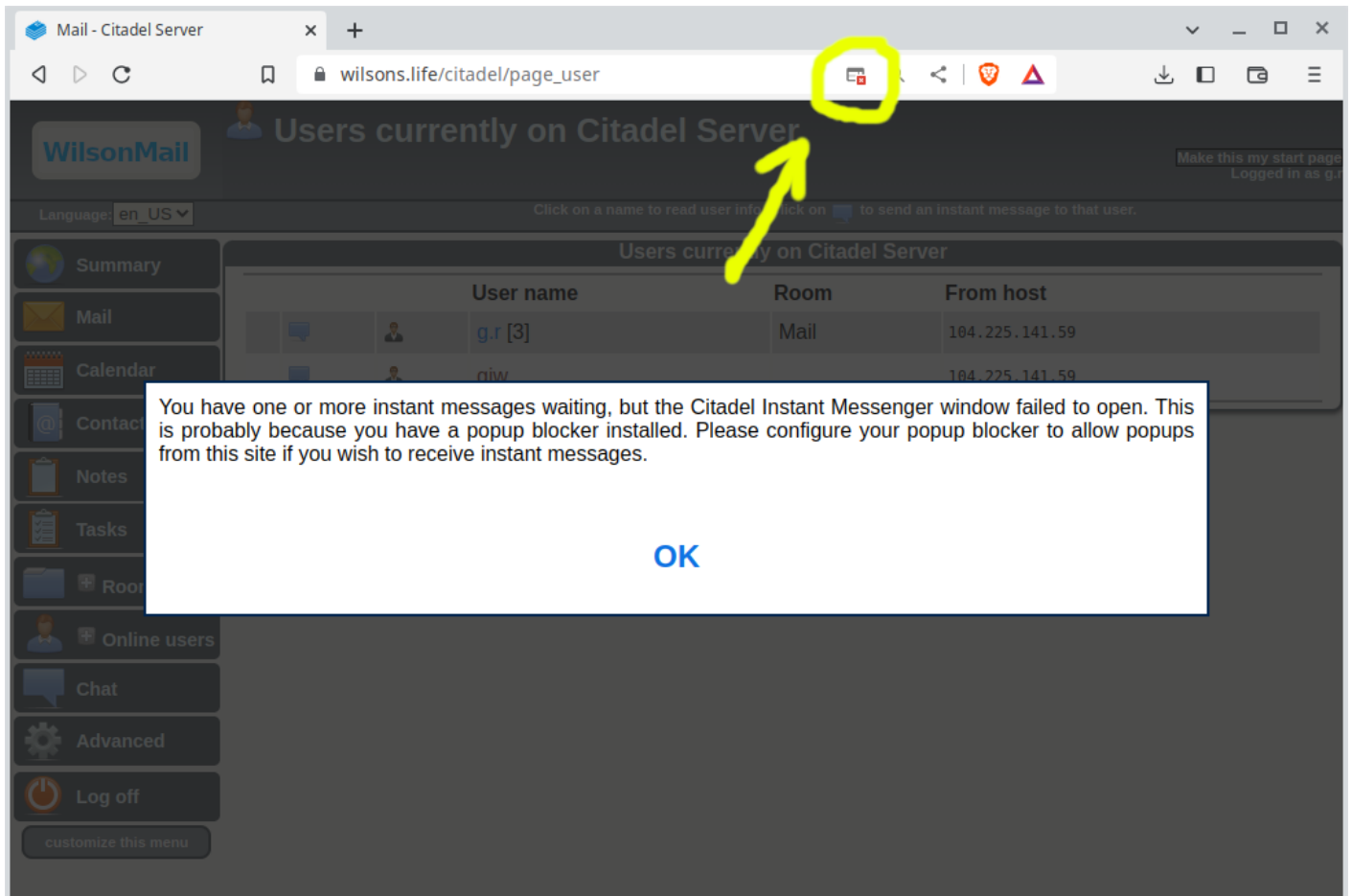


There are two ways users can receive instant messages from Citadel:

1. Through the Citadel web interface
2. Through an XMPP messaging app or client.

## Receiving an Instant Message through the Web Interface:

The web interface will attempt to open a pop-up window, which is typically blocked by default. You can allow pop-ups from this site using the icon that appears in the URL bar.



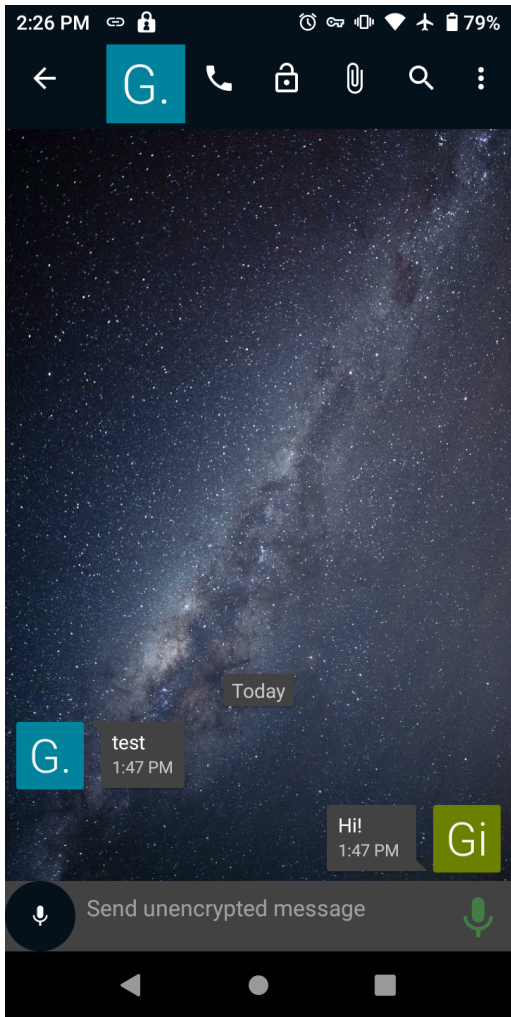
After pop-ups are enabled, whenever you're logged into the Citadel web interface, your browser will display a pop-up window when someone sends you an instant message.



## Receiving an Instant Message through an XMPP Client:

A messenger client compatible with XMPP (Jabber) can connect to Citadel and send and receive instant messages, either with online users, or with other users connected through an XMPP client.

See the [Chat page](#) for details on configuring an XMPP client app.



---

Revision #9

Created 19 May 2023 18:38:22 by giw

Updated 19 May 2023 20:12:55 by giw